

One Source

# Krebs® gMAX® hydrocyclones



**FLSMIDTH**  
KREBS

# Krebs® gMAX® hydrocyclones

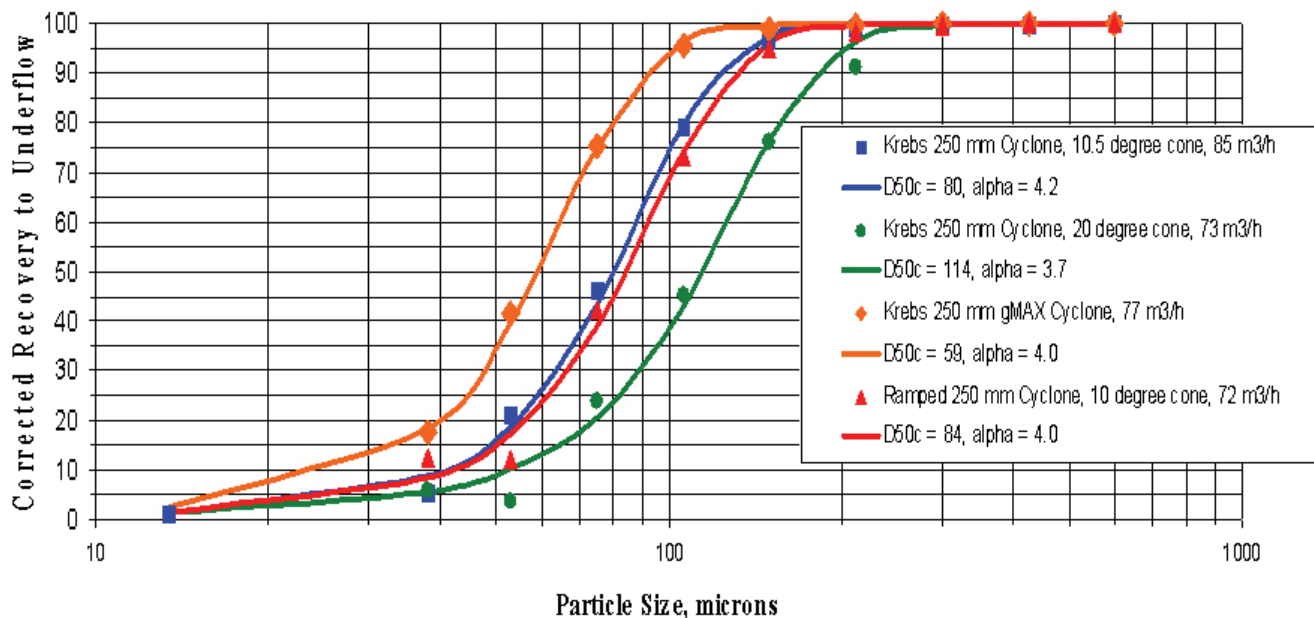
## gMAX performance

- Finer, sharper particle separations at high capacities
- Fewer cyclones needed for optimal performance
- Easy maintenance
- Works with existing installations



**New era, new engineering, and a whole new performance standard for separation technology. The new MAX line from FLSmidth Krebs, leading the industry since 1952.**


Optimum cyclone performance relies on minimizing turbulence while maximizing tangential velocity. The new gMAX® cyclone focuses on these two important cyclone factors, significantly advancing cyclone performance. To achieve the two design criteria, the gMAX incorporates performance-enhancing improvements to the inlet head, cylinder section, cones, and apex.



# gMAX design

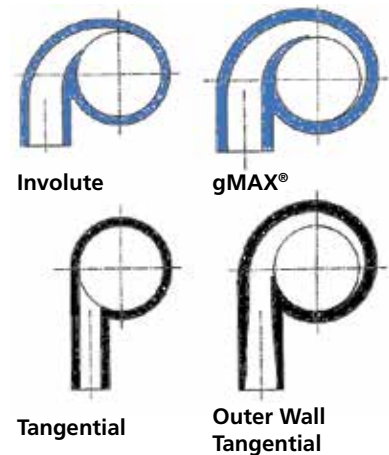
## Inlet head design

The gMAX® inlet has improved upon the Krebs involute feed inlet that had been the state-of-the-art in hydrocyclones for over 40 years. The outer wall involute design entrance pre-classifies the feed solids prior to entering the main body of the cyclone. The upper part of the gMAX also includes an improved vortex finder and top cover plate liner design. These improvements to the inlet head result in less misplacement of coarse material to the overflow and dramatically increased wear life. This longer wear life for the gMAX inlet, combined with premium ceramics in the lower parts of the cyclone, will greatly increase intervals between complete cyclone rebuilds




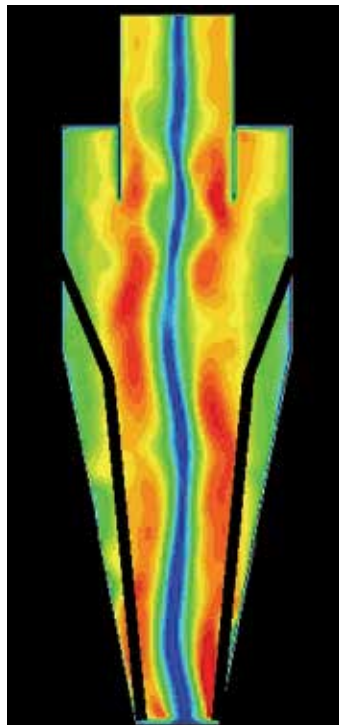
## gMAX inlet

- **Contoured ramped inlet pre-classifies reduced turbulence.**
- **Reduced turbulence minimizes coarse solids bypass to overflow.**



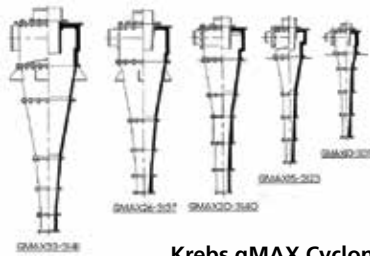
## Cone design

Through the use of CFD analysis, FLSmidth Krebs has designed the gMAX® cyclone with sharper upper cones followed by longer angled lower cones. This combination maximizes tangential velocity in the upper part of the cyclone. It then provides a long residence time in the critical separation zones in the lower part of the cyclone. This results in a substantially finer separation with fewer fines in the underflow.

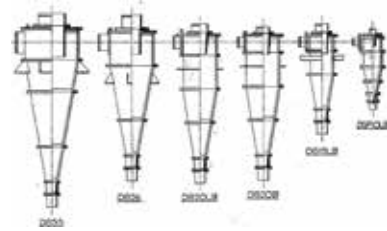


## Cyclone product line

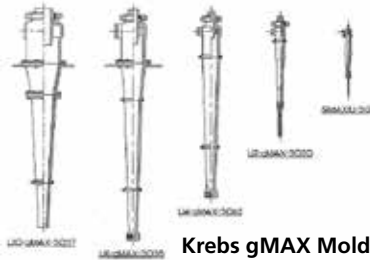
www.flsmidthkrebs.com




Krebs gMAX Cyclones



Krebs gMAX Super Cyclones



Krebs gMAX Molded Urethane Cyclones



Krebs Standard Molded Urethane Cyclones

### millMAX™ pumps

Add a millMAX™ Pump to your separation process and watch your pumping costs drop. The new millMAX utilizes patented design improvements to minimize key costs associated with pumping mill discharge and other abrasive slurries. As the leader in cyclone technology, we make sure your pumping system optimizes your separation requirements.

- Longer wear life
- Lower power draw
- Sustained hydraulic efficiency
- Works with existing power frames

### millMAX pumps offers:

- original millMAX pumps
- gravelMAX Pumps
- slurryMAX Pumps
- vMAX Pumps
- UMP Pumps

### FLSmidth Krebs Technology Center

FLSmidth Krebs  
5505 W Gillette Road  
Tucson, AZ 85743-9501  
USA  
Tel: +1 520 744 8200  
Fax: +1 520 744 8300  
E-mail: krebsgeneral@flsmidth.com